


leaf

WILD ROSE

Place this applique design on a block 18 inches square of white, unbleached or a delicate flesh tint in the position shown in the sketch, after each piece is turned under about 1/8 inch. Narrow bias fold will make the stems. A quilt about 76x96", using a 3-inch border, will require 20 blocks. You will need 5 yds. white, 2 yds. pink for outer petals, 1 yd. rose, 1/6 yd. yellow for centers and 2/3 yd. green.




outer petal

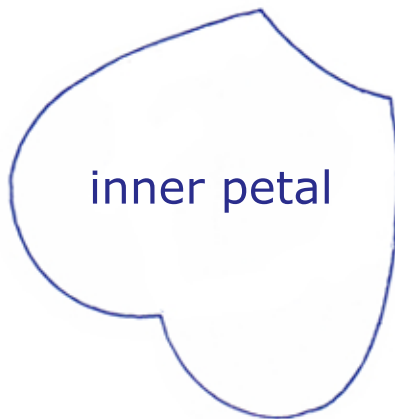


bud

A quilting design is suggested by the dotted lines. Trace on heavy cardboard pattern, and mark around it on your block in very soft lines. Quilt also around center, each petal, stems, leaves, and a vein or two in leaves.



bud base



inner petal